

USER MANUAL



Oil Press Machine



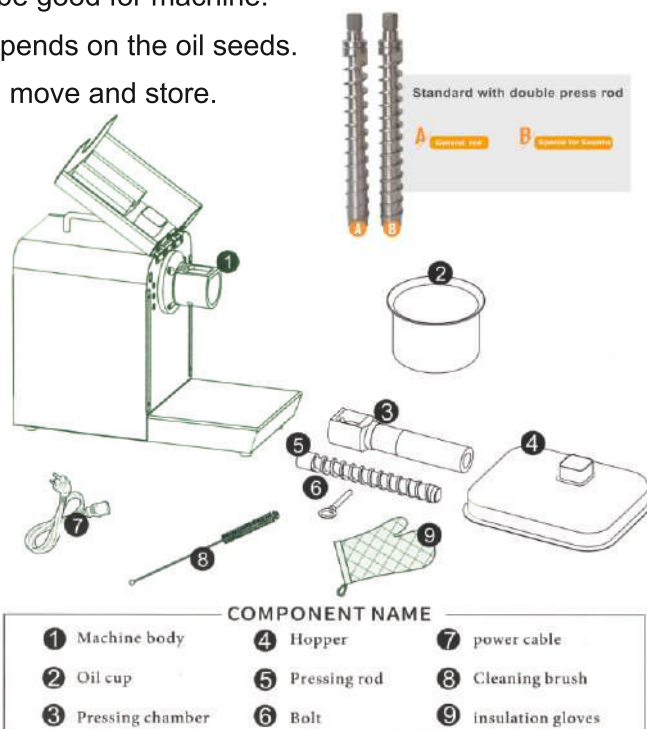
Technical Specifications

Capacity :-	Up to 8 kg/hr (According to the material)
Voltage :-	220V
Power :-	1200W
Weight :-	20 Kg.
Material :-	304# food grade Stainless Steel
Machine dimension :-	580x200x350mm

Product Description

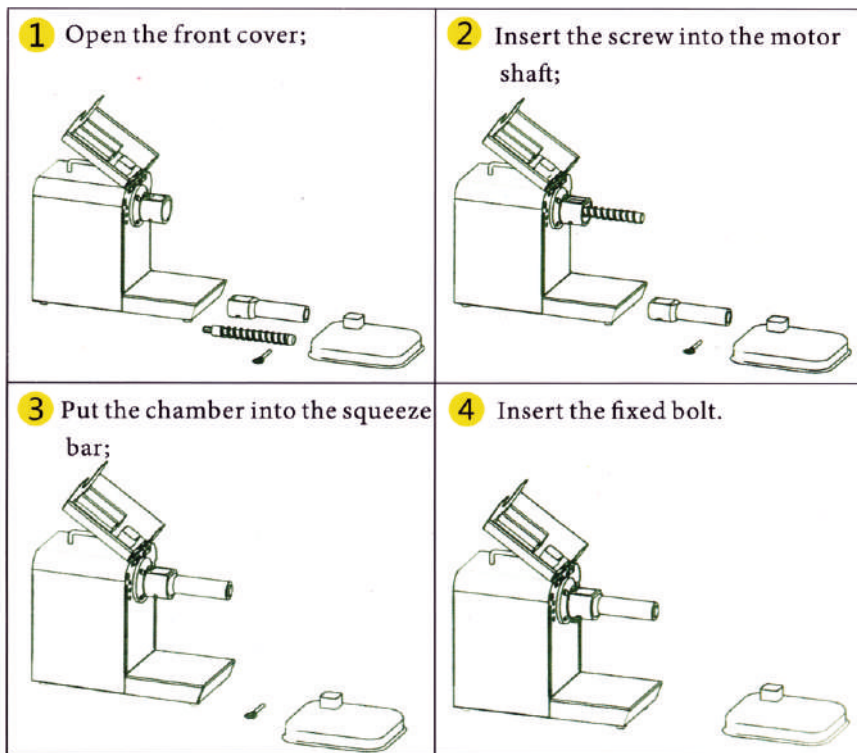
- Micro commercial oil press machine used for Pressing of Peanuts, Coconut, Sesame, Soybean, Walnuts, Sunflowers seeds, Vegetable seeds, Flax seeds, Almond, Castor Seeds, Mustard seeds and so on.
- Machine Motor is industrial motor that it can continue working for more than 6 to 8 hours. We suggest it works 5 to 6 hours and take a rest for about 1 hour. That will be good for machine.
- Oil extracting that is depends on the oil seeds.
- Easy to operate, clean, move and store.

Accessories & Component



Installation Steps:

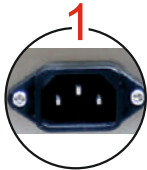
Please follow the steps below to install the machine



Note :

After the installation is complete, please check if it is installed securely, and then proceed to next steps:

Machine Operation Steps :



Plug in the Power Cable



Turn on the Heating Switch



Adjust the temperature as per the instructions



Pour dry material/seeds into the hopper

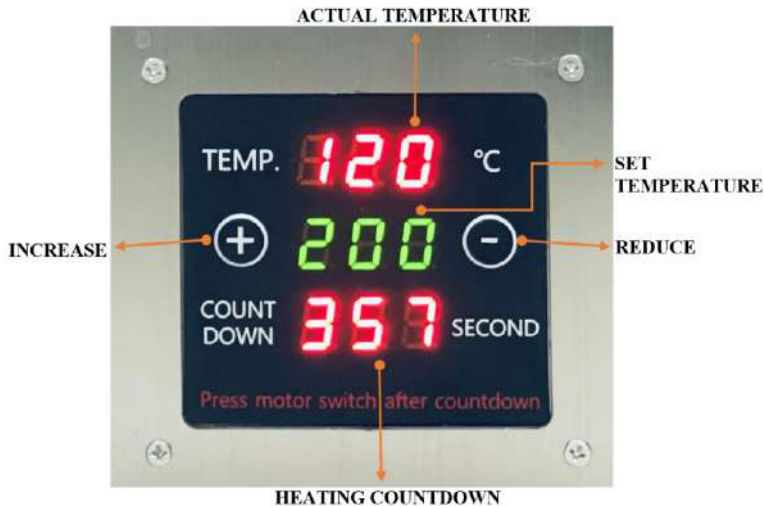


Turn on the Squeezing switch to start extracting oil



After Oil extraction is over, Press the Cleanup switch for about 15-20 seconds

Temperature Controller Instructions



Pay Attention:

1. The material must be dry and free of moisture.
2. If you need to press the material different from common seeds used, please try to squeeze a small material first, observe whether it can be squeezed; if not, please stop immediately.
3. The machine should be placed in a parallel stable place, do not tilt or bump.
4. The working front cover has a high temperature. Do not touch it with your hands to avoid burns!
5. In case of power out/off during the process, please turn off the start switch and unplug power cable at the same time. Continue to press after turning on the heating switch for more than 10 minutes when power is connected.
6. Never put finger or hard objects such as metal bar into the entrance of the pressing chamber to stir raw materials.

Cleaning Process

1. First shut off the power and unplug the power cable. Then wear cotton heat-protective gloves so as to prevent burn from hot pressing chamber or wait for 30 minutes so as to let the pressing chamber cools down completely.
2. Take out the pressing rod & chamber and clean it with cloth or rinse and clean with water. Never clean with acid, alkali, soda and salt water.
3. The more moisture content in raw material, the tighter the slag/cake sticks to screw, more difficult it is to wash; cut the stuck slug with the knife.

How to Store the Oil

Extracted oil should be kept still for one night to separate oil and thick oil sediments in it. All the sediments will settle down and pure oil will be at the top, remove oil from sediments and store in other air tight bottle.

Common Problems

If the slag is discharged from the oil outlet, check below situations:

- Machine temperature setting is not done proper.
- Heater and Chamber are not completely tight or not in contact properly.
- The material is too dry; add 1-2 table spoon water in about 1 kg material and roast little.
- The material has much moisture in it; roast material properly

The screw cannot be taken out of chamber:

- After reinstalling the machine, heat the chamber and then press and hold the cleanup switch for sometime.

There is a foreign objects falling into material inlet:

- Stop immediately, press and hold cleanup switch, wait for foreign matter and raw materials to return from the slag to feed port. Remove chamber & screw and take out unwanted objects before working.

WARRANTY CARD

Machine Model	GTO-25
Machine Serial No.	
Customer Name	
Address	
Mobile No.	
E-Mail	

Temperature Controlling Range

MATERIAL	TEMPERATURE (°C)
Peanuts	180-220
Sesame	170-220
Mustard	180-210
Flax Seeds	170-200
Almonds	180-220
Sunflower	180-210
Coconut	80-100
Safflower	190-210
Walnut	160-190
Kalonji	120-150
Soybeans	170-210
Castor	180-220
Moringa Seeds	80-120
Malkangni	60-80

GO FAR WITH



INNOVATION

Gorek Technologies

101, J.B. Shopping Center-1, Matawadi, L H Road, Surat-395006

+91 90168 91389 +91 93274 60898



WhatsApp Support